

Magnolia 5.0




This is ongoing work on scenarios, mockups and task flows defining the future interface for Magnolia 5.0.


★☆☆ Stars show the [#implementation status](#) as of **Jul 20, 2011**.

- Goals
- Definition of terms
- Concepts
 - Views and layers
 - Conceptual overviews
 - AdminCentral conceptual overview
 - Visual Page Editing conceptual overview
 - Areas of concern of preview-based page editing
 - Area Editing
 - Digital Asset Management conceptual overview
 - Preservation of context
 - Concepts for UI components
 - The Rack
 - The Actions Rack
 - Form concepts
 - The standard form
 - The single-page complex form
 - Modeling a multi-step process
 - What will old forms look like?
 - Notification messages
 - Showing action progress messages
 - Showing system messages
 - Showing validation messages in lists, trees and grids
 - Showing field descriptions in forms
 - Showing validation messages in forms
 - Showing action progress messages in forms
- Usage summary
- Scenarios
 - Basic usage
 - Focusing, selecting and opening items
 - Navigating trees
 - Navigating grids
 - Navigating lists
 - Using the Clipboard
 - Using Undo and Redo
 - Using AdminCentral
 - Navigating in AdminCentral
 - Working with items in AdminCentral
 - AdminCentral minimized interface
 - Browse the site structure
 - Use the page list
 - Search for pages
 - Adding content
 - Add a new page
 - Select a page template
 - Add a new paragraph
 - Select a paragraph template
 - Editing content
 - Edit a page
 - Working with page content and the page itself
 - Edit a page using its preview
 - Preview a page
 - Edit a page using the structure view
 - Experiments in in-line editing for Page Structure Editing
 - Edit and preview a page on large and small screens
 - Working with digital assets
 - Managing digital assets in AdminCentral
 - Using asset sets to organize assets
 - Viewing digital assets as list
 - Viewing digital assets as thumbnails

- Viewing digital assets in a folder structure
- Working with assets and renditions
- Controlling our brand
- Using digital assets in a paragraph
- Setup and configure Magnolia
 - Configure main settings
- Feedback and Test results

Legend for implementation status reported by a wiki page:

	A red star means that this work has to be revisited and reworked entirely.
	A yellow star indicates that the concept or scenario are considered solid, have been largely agreed upon and its basics are ready to be implemented, but actually require a thorough review. Mockups may have to be updated, some descriptions adapted with changes made elsewhere, but what is written is ok in general.
	A green star means what's on the page is ready to get implemented.

 [Subscribe](#) to the list of changes

Blog stream

Create a blog post to share news and announcements with your team and company.